

Balaji Medical & Diagnostics Research Centre
[Society Registered under the Society Registration Act, XXI of 1860]
Balance Sheet as at March 31, 2023

| | | Amount in INR | |
|---------------------------------|-----------|-----------------------|-----------------------|
| Particulars | Note # | As at Mar 31, 2023 | As at Mar 31, 2022 |
| FUNDS AND LIABILITIES | | | |
| Funds | 1 | 1,92,66,617 | 1,92,66,617 |
| Corpus Funds | 2 | 3,21,28,53,689 | 2,26,41,17,771 |
| Reserves and surplus | | 3,23,21,20,306 | 2,28,33,84,388 |
| Non-current liabilities | 3 | 12,03,795 | 75,69,88,648 |
| Long-term borrowings | 4 | 11,91,72,272 | 14,35,30,362 |
| Other long-term liabilities | 5 | 3,44,93,416 | 3,87,67,195 |
| Long-term provisions | | 15,48,69,483 | 93,92,86,205 |
| Current liabilities | 6 | 13,89,24,061 | 3,50,52,073 |
| Short-term borrowings | 6 | 37,81,52,862 | 47,37,43,844 |
| Trade payables | 6 | 35,74,57,047 | 27,18,01,796 |
| Other current liabilities | 5 | 1,61,04,273 | 1,23,33,140 |
| Short-term provisions | | 89,06,38,243 | 79,29,30,853 |
| Total | | 4,27,76,28,032 | 4,01,56,01,446 |
| ASSETS | | | |
| Non-current assets | 7 | 2,13,05,72,125 | 2,11,51,88,866 |
| Fixed assets | | 55,97,646 | 15,79,442 |
| - Property, plant and equipment | | 14,25,06,973 | 4,00,29,796 |
| - Intangible assets | 8 | 71,47,73,805 | 73,74,83,912 |
| - Capital work-in-progress | 9 | 5,22,23,692 | 13,10,315 |
| Long-term loans and advances | | 3,04,56,74,241 | 2,89,55,92,331 |
| Other non-current assets | | | |
| Non Current Investments | 10 | 81,83,050 | 81,83,050 |
| | | 81,83,050 | 81,83,050 |
| Current assets | 11 | 8,00,16,070 | 6,54,43,665 |
| Inventories | 12 | 51,65,92,714 | 64,86,76,303 |
| Trade receivables | 13 | 53,86,32,795 | 33,56,83,295 |
| Cash and cash equivalents | 8 | 2,01,72,545 | 1,92,90,384 |
| Short-term loans and advances | 9 | 6,83,56,617 | 4,27,32,418 |
| Other current assets | | 1,22,37,70,741 | 1,11,18,26,065 |
| Total | | 4,27,76,28,032 | 4,01,56,01,446 |

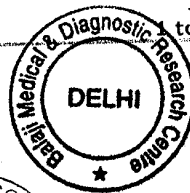

Significant Accounting Policies
Notes to the Accounts

FOR NANGIA & CO LLP

Chartered Accountants
FRN # 002391C/N500069

Vikas Gupta
FCA Partner
Membership # 076879

Date: 15 MAY 2023
Signed at Noida



For Balaji Medical And Diagnostics
Research Centre

Ms. Pooja Joon Bawa
Executive Trustee

Date: 15 MAY 2023
Signed at New Delhi

Balaji Medical & Diagnostics Research Centre
[Society Registered under the Society Registration Act, XXI of 1860]
Income & Expenditure Account for the period ended on March 31, 2023

| | | Amount in INR | |
|---|--------|-----------------------|-----------------------|
| Particulars | Note # | As at Mar 31, 2023 | As at Mar 31, 2022 |
| Incomes | | | |
| Revenue from operations (net) | 14 | 5,83,95,75,861 | 5,36,54,89,423 |
| Other income | 15 | 12,27,10,932 | 3,46,47,320 |
| Total Revenue | | 5,96,22,86,793 | 5,40,01,36,743 |
| Expenses | | | |
| Purchase of pharmacy, drugs, consumables and implants | | 1,12,13,12,631 | 1,02,73,48,909 |
| (Increase)/decrease in inventory of pharmacy, drugs and consumables | | (1,45,72,406) | (1,42,67,983) |
| Employee benefits expense | 16 | 76,72,45,513 | 73,49,43,309 |
| Depreciation and amortization expense | 17 | 19,89,50,827 | 20,35,91,024 |
| Finance Cost | 18 | 7,24,98,068 | 9,94,49,832 |
| Other expenses | 19 | 2,86,81,16,237 | 2,33,74,78,022 |
| Total Expenses | | 5,01,35,50,870 | 4,38,85,43,113 |
| Profit before tax | | 94,87,35,923 | 1,01,15,93,630 |

Notes to the Accounts


1 to 27

FOR NANGIA & CO LLP

Chartered Accountants
 FRN # 002391C/N500069

Vikas Gupta
Vikas Gupta
 FCA Partner
 Membership # 076879

Date: **15 MAY 2023**
 Signed at Noida



For Balaji Medical And Diagnostics Research Centre

Ms. Pooja Joon Bawa
Ms. Pooja Joon Bawa
 Executive Trustee

Date: **15 MAY 2023**
 Signed at New Delhi

